

Scaled data based on original data using
LM-79-08 Approved Method: Electrical and Photometric Measurements of Solid-
State Lighting Products

Test Report Prepared for
Cooper Lighting Solutions
(formerly Eaton)

Brand: McGRAW-EDISON

Report Number: P385462

Luminaire Tested: **GWC-SA1A-730-U-SL3-HSS**

Issue Date: 3/3/2020

Test Information

Test Method: LM-79-08
Report Number: P385462
TEST IS SCALED FROM IESNA LM-79-08 TEST DATA (G2-1903-205-23)
Test Lab: INNOVATION CENTER
Issue Date: 3/3/2020
Manufacturer: COOPER LIGHTING SOLUTIONS (FORMERLY EATON)
Product Line: MCGRAW-EDISON
Catalog Number: GWC-SA1A-730-U-SL3-HSS
Description: GALLEON WALL LUMINAIRE
(1) 70 CRI, 3000K, 615mA LIGHTSQUARE WITH 16 LEDS AND TYPE III SPILL
LIGHT ELIMINATOR OPTICS WITH HOUSE SIDE SHIELD
Light Source: -
Ballast/Driver: ELECTRONIC DRIVER

Summary

Lumens per Lamp: N/A
Luminaire Lumens: 3871 lumens
Efficiency: N/A
Efficacy: 113.9 lumens/watt
Luminous Opening: Rectangular (W 0.5' x L: 0.5' x H: 0')
IES Classification: Type III - Medium
BUG Rating: B1 - U0 - G1

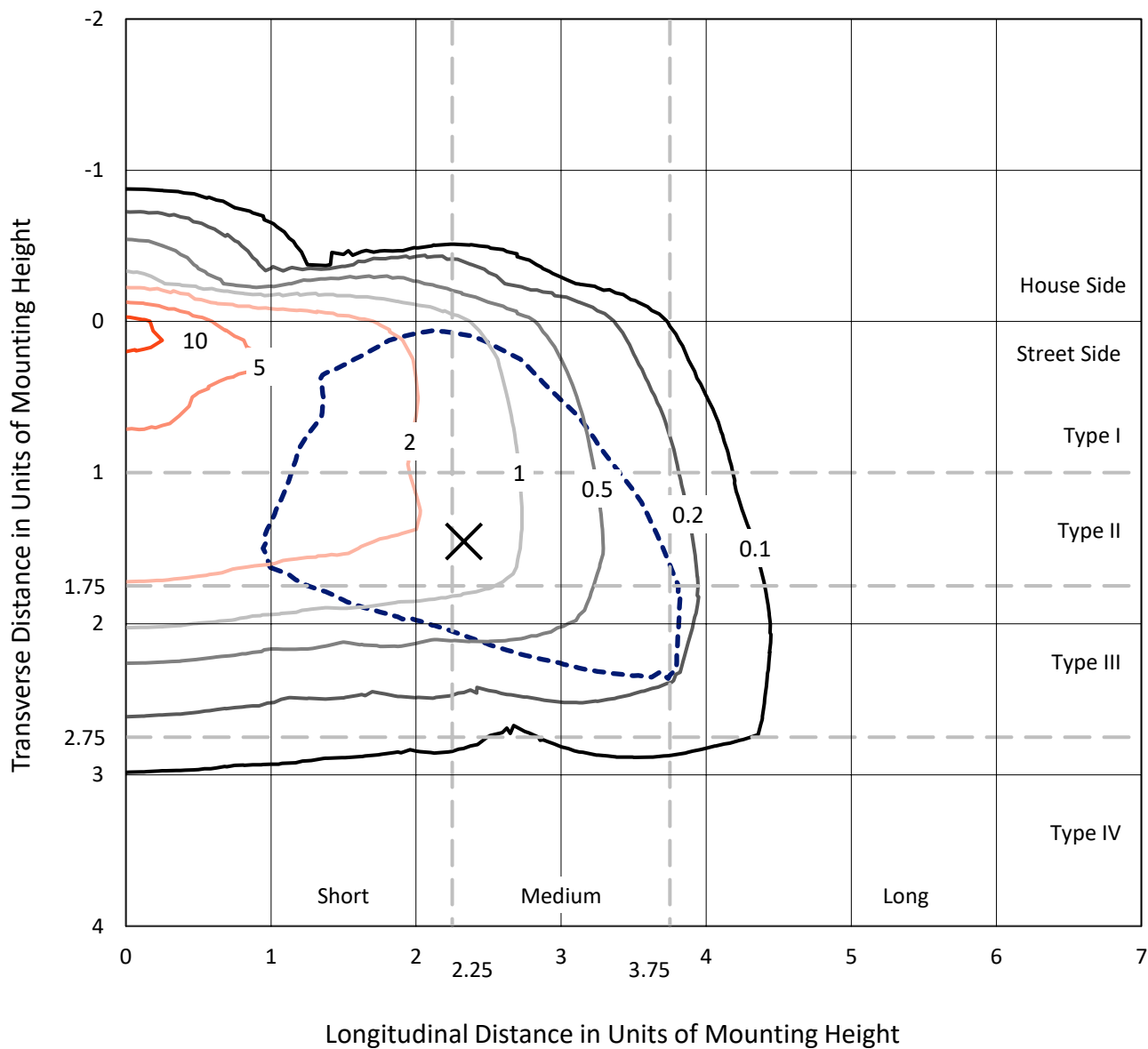
Input Watts (W): 34
Input Voltage (V): NR
Input Current (Ain): NR
Voltage Rise (V): NR
Power Factor: NR
Total Harmonic Distortion (THDi): NR
Frequency (hertz): 60
Stabilization Time: NR
Operation Time: NR
Ambient Temperature (°C): NR
Test Distance: 24 FT



REPORT NUMBER: P385462
 CATALOG NUMBER: GWC-SA1A-730-U-SL3-HSS

Iso-Footcandle Lines of Horizontal Illumination

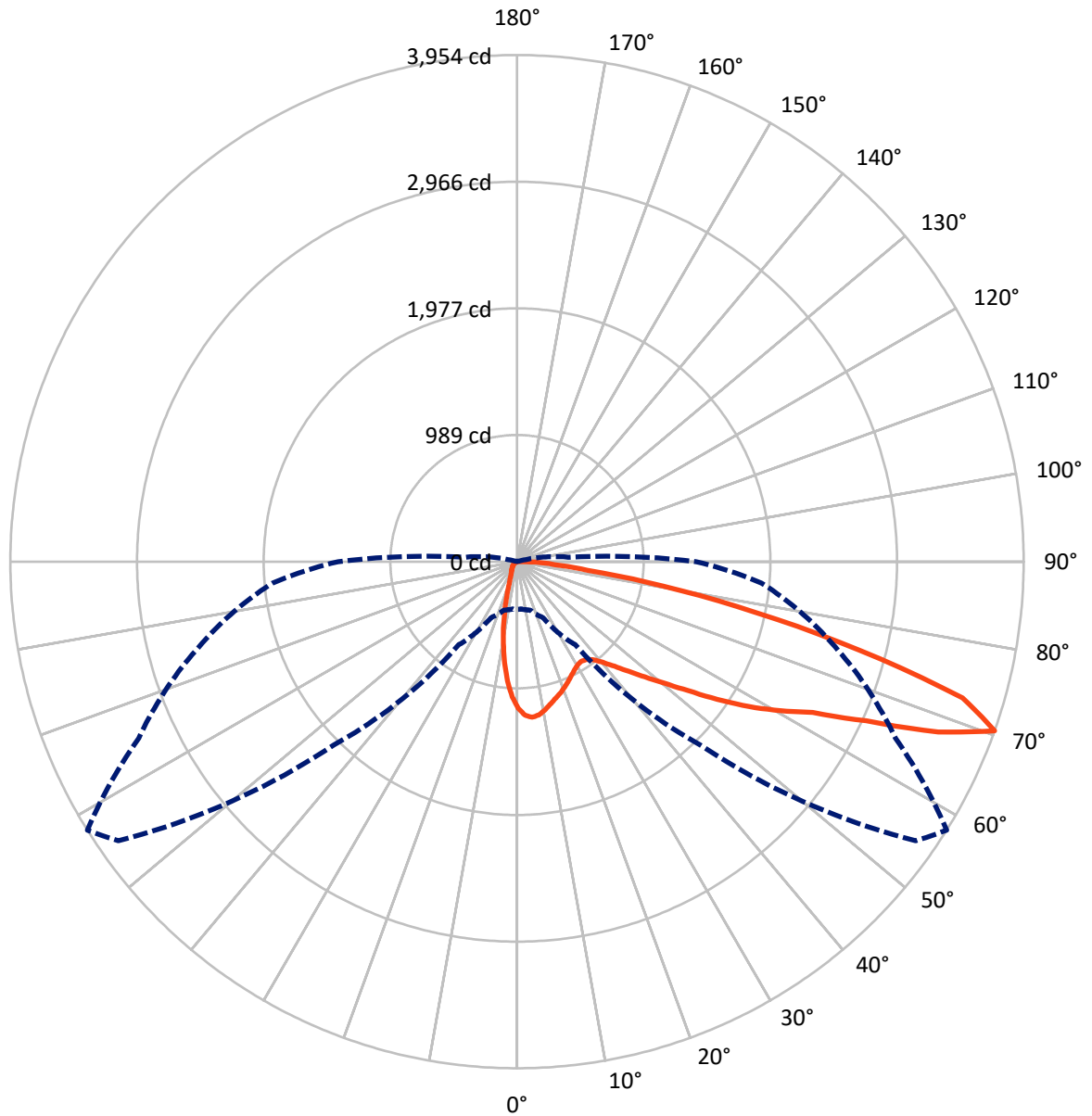
✕ Max cd
 - - - 1/2 Max cd



Based on 10 foot mounting height. Maximum calculated value = 11.6 fc
 Type III - Medium - N/A

REPORT NUMBER: P385462
CATALOG NUMBER: GWC-SA1A-730-U-SL3-HSS

Luminous Intensity Polar Plot



— Vertical Plane Through 58-Deg Lateral - - - Horizontal Cone Through 70-Deg Vertical

REPORT NUMBER: P385462

CATALOG NUMBER: GWC-SA1A-730-U-SL3-HSS

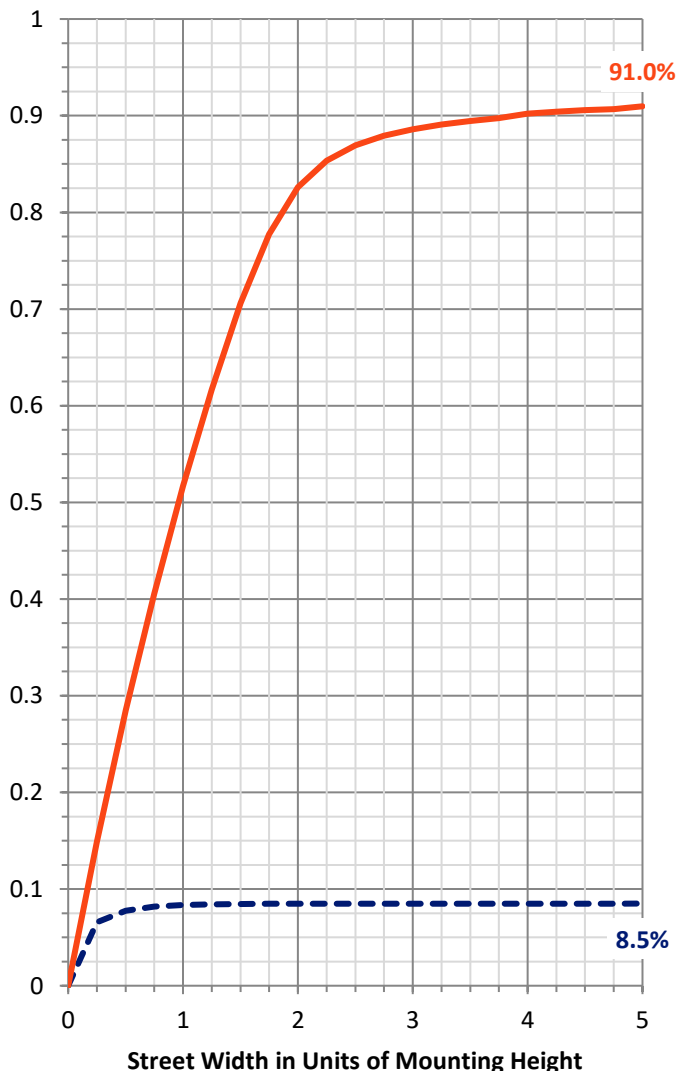
FLUX DISTRIBUTION:

		Downward	Upward	Total
House Side	Lumens	331.3	0.0	331.3
	% Fixture	8.6	0.0	8.6
Street Side	Lumens	3539.7	0.0	3539.7
	% Fixture	91.4	0.0	91.4
Total	Lumens	3871.0	0.0	3871.0
	% Fixture	100.0	0.0	100.0

ZONAL LUMENS:

Zone	Lumens	% Fixture
0°-10°	93.5	2.4
10°-20°	196.2	5.1
20°-30°	258.0	6.7
30°-40°	341.7	8.8
40°-50°	510.7	13.2
50°-60°	818.2	21.1
60°-70°	1031.3	26.6
70°-80°	556.3	14.4
80°-90°	65.1	1.7
90°-100°	0.0	0.0
100°-110°	0.0	0.0
110°-120°	0.0	0.0
120°-130°	0.0	0.0
130°-140°	0.0	0.0
140°-150°	0.0	0.0
150°-160°	0.0	0.0
160°-170°	0.0	0.0
170°-180°	0.0	0.0
0°-90°	3871.0	100.0
0°-180°	3871.0	100.0

Coefficient of Utilization



REPORT NUMBER: P385462

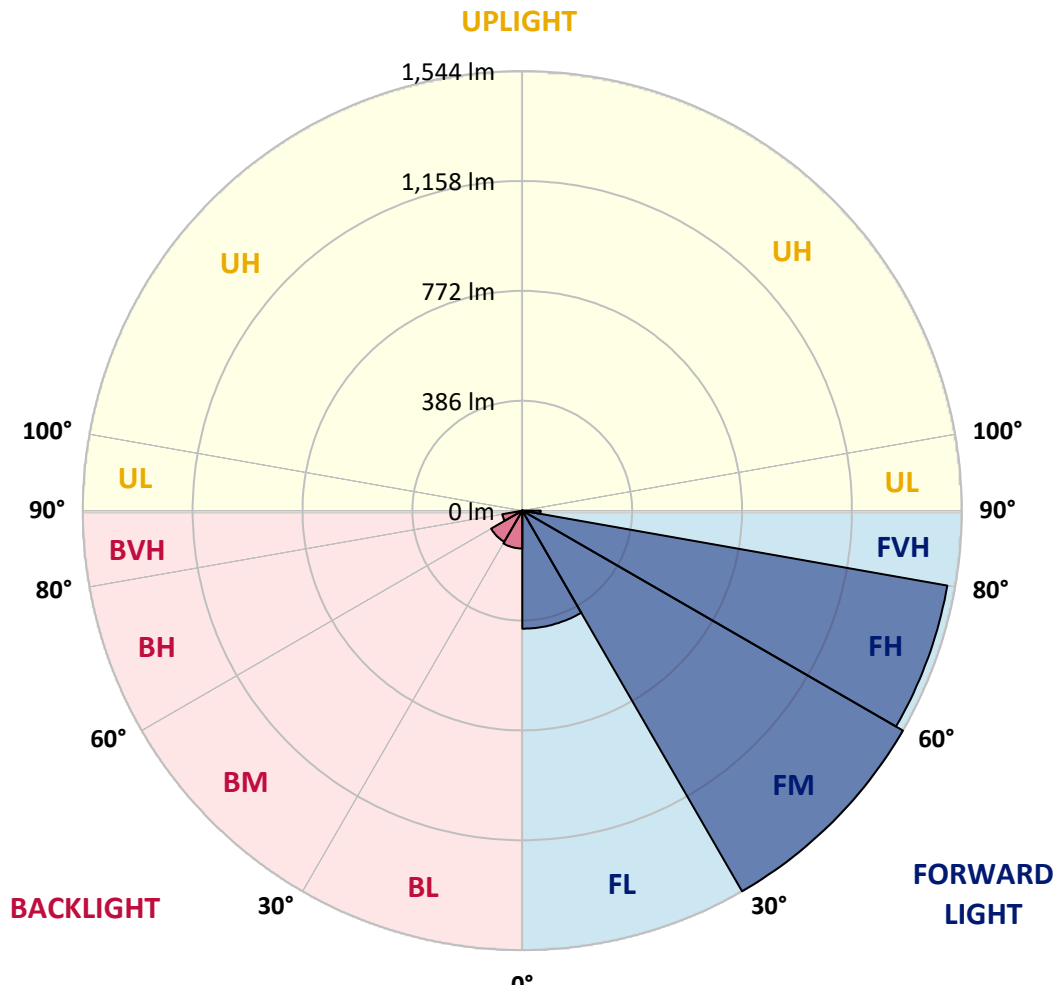
CATALOG NUMBER: GWC-SA1A-730-U-SL3-HSS

LUMINAIRE CLASSIFICATION SYSTEM LUMEN TABLE AND BUG RATING:

Zone	Lumens	% Fixture	Zone Rating/Lumen Limit		
			B	U	G
FL (0°-30°)	414.7	10.7			
FM (30°-60°)	1544.2	39.9			
FH (60°-80°)	1516.3	39.2			G1/1800
FVH (80°-90°)	64.6	1.7			G1/100
BL (0°-30°)	133.1	3.4	B1/500		
BM (30°-60°)	126.4	3.3	B0/220		
BH (60°-80°)	71.2	1.8	B0/110		G0/110
BVH (80°-90°)	0.6	0.0			G0/10
UL (90°-100°)	0.0	0.0		U0/0	
UH (100°-180°)	0.0	0.0		U0/0	

BUG Rating: B1-U0-G1

Type III Medium





REPORT NUMBER: P385462

CATALOG NUMBER: GWC-SA1A-730-U-SL3-HSS

CANDELA DISTRIBUTION (FULL):

	0°	5°	15°	25°	35°	45°	55°	58°	65°	75°	85°
0°	1143.5	1143.5	1143.5	1143.5	1143.5	1143.5	1143.5	1143.5	1143.5	1143.5	1143.5
2.5°	1238.3	1235.2	1234.1	1232.2	1224.8	1217.5	1203.2	1199.2	1190.2	1168.7	1146.1
5°	1239.2	1239.1	1242.5	1241.7	1239.1	1235.7	1225.4	1220.1	1204.8	1174.2	1132.7
7.5°	1179.5	1182.6	1190.2	1196.3	1203.4	1212.5	1213.8	1208.7	1196.1	1163.1	1108.1
10°	1099.4	1104.2	1114.8	1126.9	1145.4	1163.8	1180.2	1179.5	1175.2	1142.7	1078.4
12.5°	1019.1	1024.7	1036.9	1054.8	1081.0	1111.0	1140.3	1144.3	1151.5	1124.3	1051.1
15°	948.7	953.5	965.6	987.5	1020.0	1060.3	1103.2	1110.6	1129.3	1110.0	1028.2
17.5°	889.0	892.1	900.9	925.2	962.9	1011.6	1067.5	1082.0	1109.8	1098.7	1008.4
20°	847.3	847.8	853.6	870.6	908.3	962.9	1030.5	1051.2	1089.2	1089.1	988.0
22.5°	826.7	825.1	826.2	836.0	863.7	916.4	993.5	1018.1	1070.7	1080.9	967.2
25°	822.8	821.6	818.3	819.6	836.4	875.6	956.1	984.6	1054.5	1075.9	949.2
27.5°	834.9	836.2	830.7	824.9	826.2	849.2	923.0	956.0	1041.3	1075.9	936.5
30°	859.2	859.9	855.8	848.3	838.1	841.8	899.9	932.9	1034.7	1083.3	928.4
32.5°	886.1	889.6	889.2	883.0	868.6	853.6	894.5	924.6	1034.2	1099.7	927.6
35°	919.4	923.4	930.2	928.9	913.8	889.2	913.1	936.8	1043.7	1126.7	936.3
37.5°	954.8	960.9	975.4	982.4	972.5	944.7	955.0	971.9	1069.1	1170.5	958.4
40°	989.1	996.0	1022.4	1049.6	1042.2	1013.6	1018.4	1031.9	1114.3	1233.5	1000.2
42.5°	1022.8	1033.1	1071.8	1116.6	1125.4	1102.6	1105.2	1116.0	1181.5	1320.1	1068.6
45°	1063.0	1074.6	1132.0	1187.3	1210.9	1200.9	1211.9	1219.0	1269.2	1434.5	1160.9
47.5°	1122.1	1135.4	1205.9	1268.9	1310.4	1316.8	1338.9	1343.6	1380.1	1567.8	1281.1
50°	1237.3	1241.0	1304.8	1361.9	1421.8	1460.4	1485.5	1489.1	1514.3	1713.4	1431.3
52.5°	1382.3	1384.8	1420.8	1459.1	1527.2	1606.1	1664.8	1669.8	1675.1	1855.4	1579.5
55°	1526.4	1526.1	1549.9	1572.4	1650.3	1764.9	1892.4	1895.5	1857.3	1990.1	1692.8
57.5°	1616.4	1625.1	1661.3	1690.3	1799.1	1946.0	2122.9	2134.2	2048.7	2089.9	1804.9
60°	1587.7	1591.9	1672.2	1779.4	1984.3	2203.4	2356.2	2359.1	2192.6	2189.6	1946.5
62.5°	1352.7	1355.0	1481.2	1702.2	2078.2	2537.2	2637.5	2590.4	2358.1	2327.8	2116.0
65°	927.1	941.8	1047.2	1320.4	1905.8	2746.7	3073.1	2995.0	2610.3	2527.1	2269.2
67.5°	546.0	542.9	595.1	796.3	1399.7	2607.6	3624.1	3546.5	2954.3	2660.5	2224.3
70°	372.9	370.9	390.8	482.1	790.2	2022.8	3797.4	3954.0	3258.0	2570.7	1914.3
72.5°	266.2	267.4	296.8	374.6	496.1	1178.6	3265.6	3636.3	3162.9	2241.1	1455.1
75°	180.8	183.8	226.0	307.3	434.9	599.6	2317.4	2764.2	2575.6	1628.8	836.4
77.5°	97.2	100.6	150.3	247.6	393.2	416.6	1490.7	1902.4	1617.8	732.2	242.4
80°	40.6	42.5	70.3	180.0	339.8	365.9	877.1	1153.6	689.4	144.4	54.1
82.5°	17.5	18.5	29.3	107.4	254.0	308.9	464.4	555.0	208.9	31.7	27.2
85°	3.4	3.5	12.1	56.8	162.1	174.3	301.0	295.0	93.8	13.7	19.8
87.5°	0.0	0.0	2.9	17.9	47.6	95.0	183.7	181.4	31.9	6.6	7.4
90°	0.0	0.0	0.0	0.0	0.0	0.0	0.0	0.0	0.0	0.0	0.0



REPORT NUMBER: P385462
 CATALOG NUMBER: GWC-SA1A-730-U-SL3-HSS

CANDELA DISTRIBUTION (continued):

	90°	95°	105°	115°	125°	135°	145°	155°	165°	175°	180°
0°	1143.5	1143.5	1143.5	1143.5	1143.5	1143.5	1143.5	1143.5	1143.5	1143.5	1143.5
2.5°	1134.5	1123.4	1100.0	1071.2	1049.2	1024.8	1005.5	981.1	970.4	970.9	965.1
5°	1109.0	1086.2	1034.5	969.3	919.1	867.3	822.7	778.3	752.0	743.5	735.4
7.5°	1072.7	1036.4	954.0	853.6	768.6	685.5	613.3	549.7	509.4	489.8	482.6
10°	1031.6	980.7	861.5	729.2	607.8	495.4	401.8	320.3	287.8	265.7	260.1
12.5°	995.6	926.7	771.0	601.5	457.5	321.9	232.6	181.9	159.8	151.1	149.7
15°	961.6	876.1	683.9	485.9	316.8	198.1	147.9	130.7	125.6	124.1	124.1
17.5°	929.6	828.0	598.8	372.1	209.6	138.9	122.5	118.6	117.0	116.9	117.0
20°	896.1	779.9	515.1	272.7	146.3	117.7	113.2	111.1	110.6	110.6	110.6
22.5°	864.0	731.7	433.6	194.8	117.3	107.4	105.1	103.7	103.2	103.0	102.7
25°	833.3	686.0	354.1	137.6	103.0	98.3	96.4	94.5	93.0	92.2	91.7
27.5°	808.0	645.3	280.1	110.4	93.0	89.0	86.6	83.7	80.2	78.5	77.9
30°	787.9	608.1	215.9	93.2	83.7	79.7	76.0	71.0	65.8	63.1	62.9
32.5°	772.1	571.6	163.9	82.4	75.3	70.3	65.0	58.8	52.8	49.7	49.6
35°	764.4	539.4	125.2	74.5	67.9	61.6	55.0	48.1	42.3	39.4	39.1
37.5°	769.6	512.2	97.7	67.9	61.6	54.4	46.7	39.4	34.3	31.7	31.5
40°	788.4	494.8	79.4	62.3	56.3	47.5	39.1	32.4	28.0	25.9	25.8
42.5°	828.5	488.4	67.8	57.6	51.2	41.0	32.5	26.7	22.7	21.2	20.9
45°	895.4	497.9	59.9	53.1	45.9	34.9	26.9	21.9	18.3	17.2	17.1
47.5°	984.6	522.8	54.2	48.8	41.0	29.5	22.4	17.7	15.0	13.8	13.7
50°	1099.5	562.4	49.6	44.4	36.5	24.9	18.5	14.0	11.6	10.8	10.8
52.5°	1224.6	609.6	45.4	40.4	32.0	20.8	15.0	10.8	9.2	8.2	8.2
55°	1327.9	650.8	40.9	37.3	26.6	17.2	11.4	8.2	6.8	6.3	6.3
57.5°	1431.1	694.7	35.7	32.0	21.2	14.0	8.7	6.1	5.0	4.7	4.7
60°	1564.9	748.5	30.7	26.1	16.7	10.6	6.4	4.3	3.7	3.5	3.5
62.5°	1712.0	780.0	26.2	20.9	13.0	7.9	4.7	2.9	2.7	2.7	2.6
65°	1802.0	735.4	22.1	16.7	10.1	6.0	3.1	2.1	2.4	2.3	1.9
67.5°	1687.2	575.8	18.0	13.0	7.9	4.5	1.9	1.4	2.6	2.1	1.6
70°	1397.0	403.0	14.0	9.2	6.3	3.9	1.3	1.0	2.7	2.1	1.3
72.5°	1045.4	269.8	11.1	6.1	4.7	3.4	1.1	0.5	2.4	1.8	1.1
75°	571.3	108.6	8.9	3.9	2.9	2.4	0.8	0.3	1.6	1.3	0.8
77.5°	150.3	28.7	6.4	2.6	1.6	1.0	0.5	0.2	0.8	0.6	0.3
80°	38.3	11.1	4.2	1.8	1.1	0.5	0.0	0.0	0.2	0.0	0.0
82.5°	20.4	4.7	2.6	1.3	0.6	0.0	0.0	0.0	0.0	0.0	0.0
85°	15.5	3.1	1.4	0.8	0.2	0.0	0.0	0.0	0.0	0.0	0.0
87.5°	6.0	1.0	0.5	0.0	0.0	0.0	0.0	0.0	0.0	0.0	0.0
90°	0.0	0.0	0.0	0.0	0.0	0.0	0.0	0.0	0.0	0.0	0.0

Signify Classified - Internal
Cooper Lighting Solutions Photometric Lab
1121 Highway 74 South
Peachtree City, GA 30269

Scaled Data Report



Report Generated By 670245982

Signify Classified - Internal
Cooper Lighting Solutions Photometric Lab
1121 Highway 74 South
Peachtree City, GA 30269

Scaled Data Report



Signify Classified - Internal
Cooper Lighting Solutions Photometric Lab
1121 Highway 74 South
Peachtree City, GA 30269

Scaled Data Report



Signify Classified - Internal
Cooper Lighting Solutions Photometric Lab
1121 Highway 74 South
Peachtree City, GA 30269

Scaled Data Report



Signify Classified - Internal
Cooper Lighting Solutions Photometric Lab
1121 Highway 74 South
Peachtree City, GA 30269

Scaled Data Report



--- HS — SS

Signify Classified - Internal
Cooper Lighting Solutions Photometric Lab
1121 Highway 74 South
Peachtree City, GA 30269

Scaled Data Report



u

Signify Classified - Internal
Cooper Lighting Solutions Photometric Lab
1121 Highway 74 South
Peachtree City, GA 30269

Scaled Data Report



Signify Classified - Internal
Cooper Lighting Solutions Photometric Lab
1121 Highway 74 South
Peachtree City, GA 30269

Scaled Data Report



(END OF REPORT)